



Sightline™

User Configurable
Monitor Wall System



Flexibility Pre and Post Installation

SIGHTLINE is designed to make monitor wall installation and adjustment as easy as possible.

Display mounts attach to the QuickSet Rails allowing side to side relocation by simply loosening a few screws. The QuickSet Rails can be adjusted up or down with a single Allen Key.




TABLE OF CONTENTS:

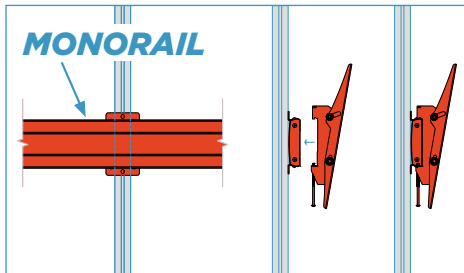
SIGHTLINE

■ Installation Options	2
■ Vertical Supports.....	3
■ QuickRail.....	4
■ MonoRail.....	5
■ Shape Options	6
■ Outrigger Options	7
■ Monitor Mounting Options	8
■ Accessories.....	9

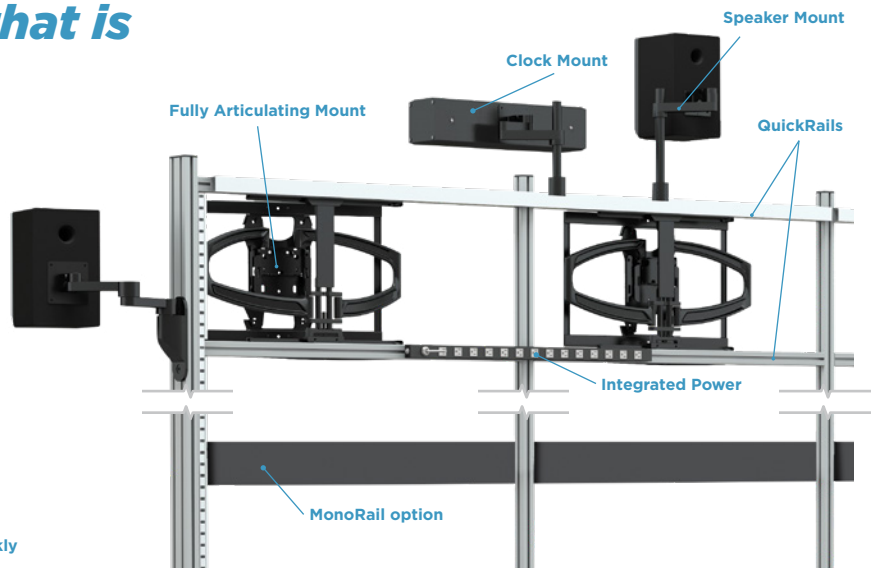


Monitor mounting that is flexible and easy.

Sightline supports a wide variety of mounting options and accessories.



Optional MonoRail attachment to swap monitors out quickly



NOTE: Monitors can be mounted using either QuickRails or MonoRail

Sightline offers a variety of installation configurations to adapt to any environment.

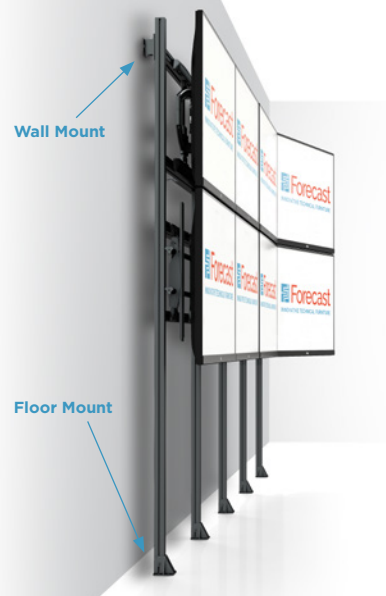
FREE STANDING

for open floor placement and easy relocation.



FLOOR MOUNTED / WALL BRACED

for minimum intrusion into the space.



CEILING MOUNTED

when wall mounting is not an option



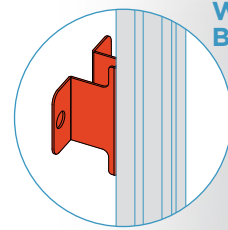
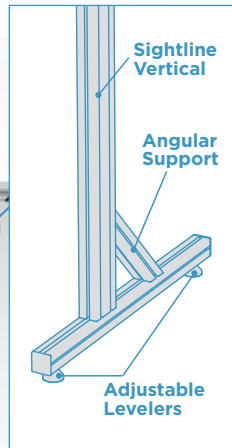

Sightline™

Specs & Configurations



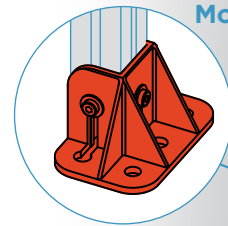
Free Standing

**Free Standing models available in silver only*



Wall
Brace

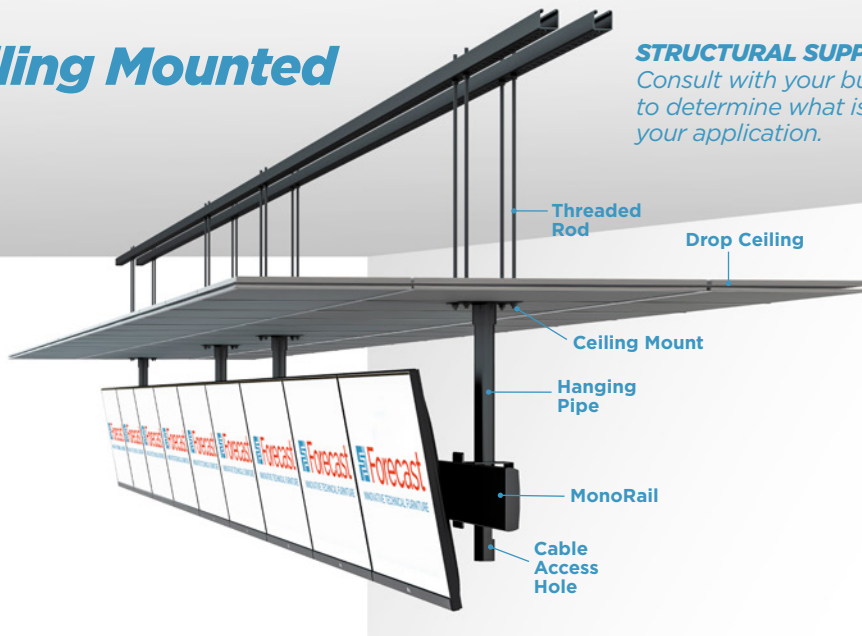
Floor Mounted / Wall Braced



Floor
Mount

Ceiling Mounted

STRUCTURAL SUPPORT MAY VARY.
Consult with your building contractor to determine what is appropriate for your application.



Threaded
Rod

Drop Ceiling

Ceiling Mount

Hanging
Pipe

MonoRail

Cable
Access
Hole

All designs, plans, ideas & specifications in this drawing remain the entire property of Forecast Consoles Inc. and may not be reproduced or used in any manner without written consent.

(631) 253-9000 or info@forecast-consoles.com




Free Standing

PARTS LIST:

6' Tall	FC-SL-V-FS-6FT-SLV
7' Tall	FC-SL-V-FS-7FT-SLV
Custom	FC-SL-V-FS-CUSTOM-SLV

*Freestanding rails are available in silver only 1.77"x3.53" (40x90mm)

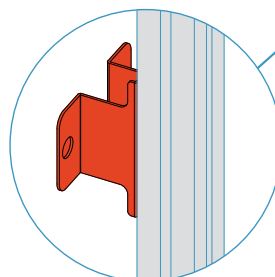


Floor Mount / Wall Brace

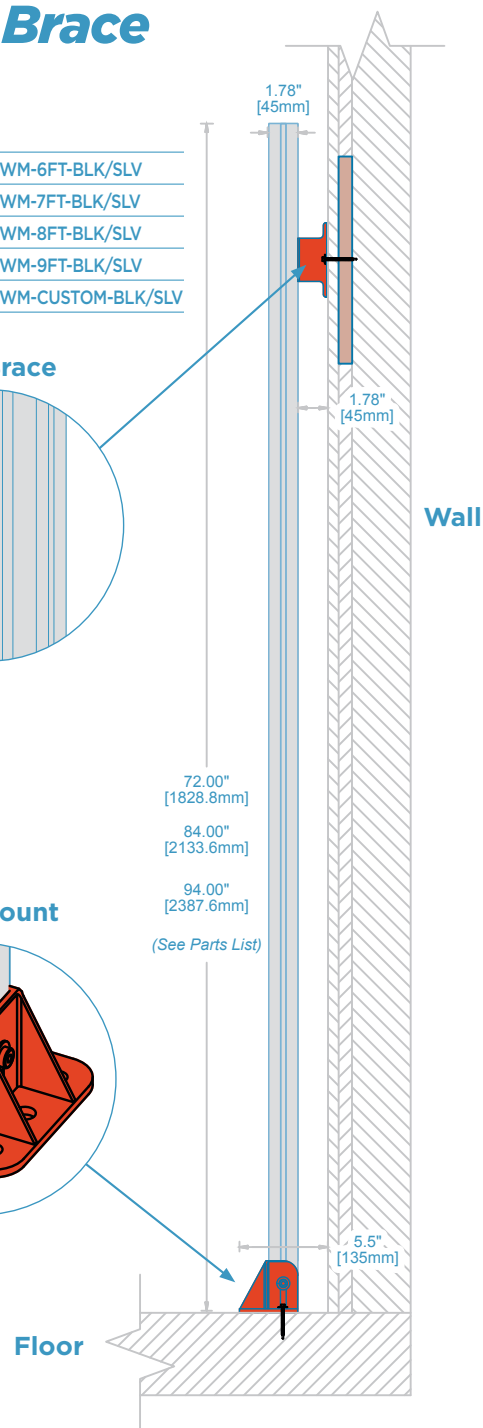
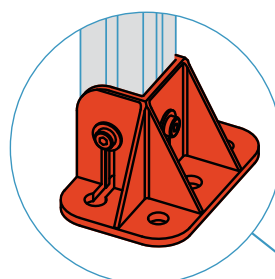
PARTS LIST:

6' Tall	FC-SL-WM-6FT-BLK/SLV
7' Tall	FC-SL-WM-7FT-BLK/SLV
8' Tall	FC-SL-WM-8FT-BLK/SLV
9' Tall	FC-SL-WM-9FT-BLK/SLV
Custom	FC-SL-WM-CUSTOM-BLK/SLV

Wall Brace



Floor Mount



Sightline™

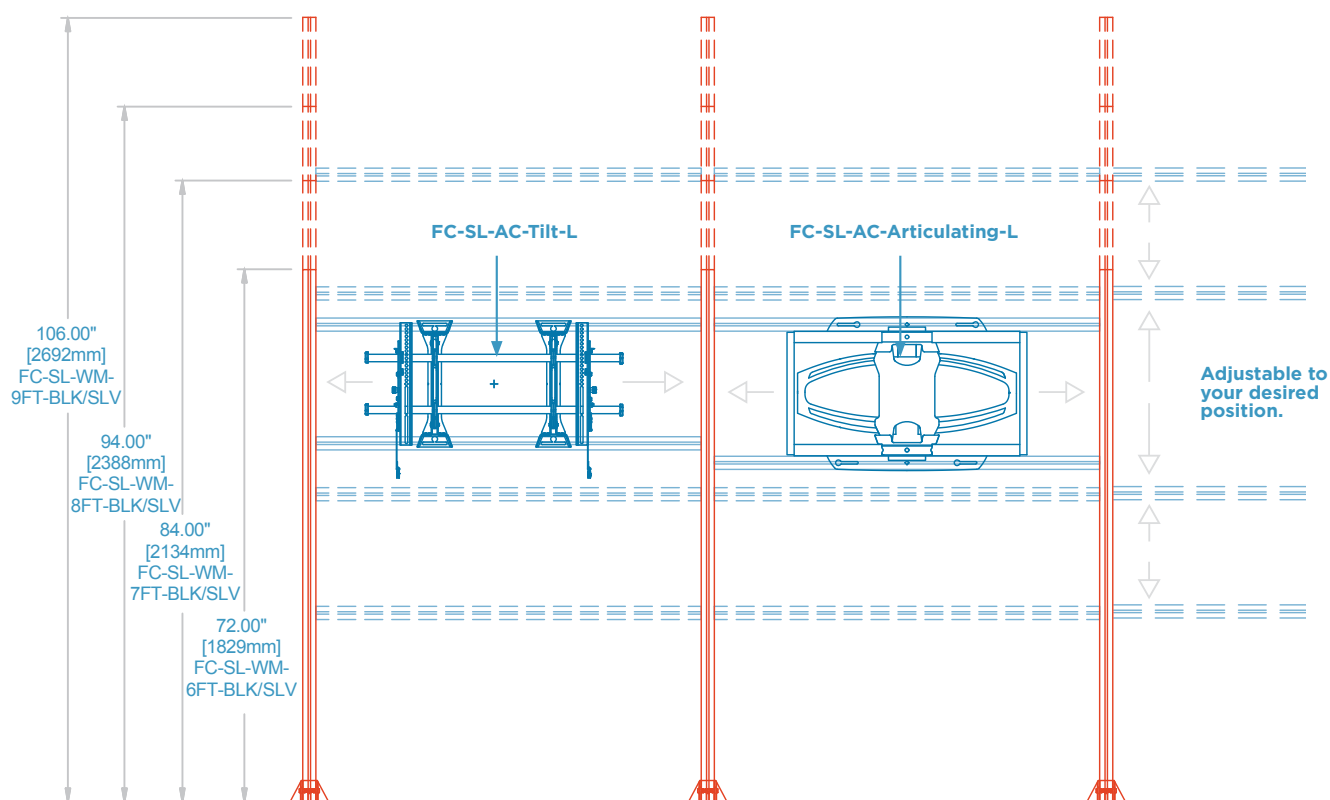
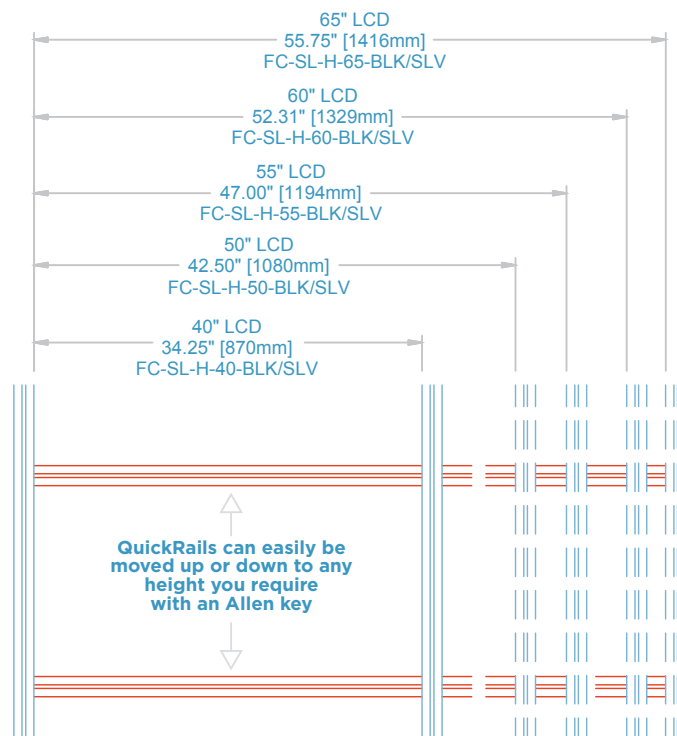
Specs & Configurations



QuickRail

Monitor Size	Actual QuickRail Size	Model #
40" Wide	34.25" (870 mm)	FC-SL-H-40-BLK/SLV
50" Wide	42.50" (1080 mm)	FC-SL-H-50-BLK/SLV
55" Wide	47" (1194 mm)	FC-SL-H-55-BLK/SLV
60" Wide	52.31" (1329 mm)	FC-SL-H-60-BLK/SLV
65" Wide	55.75" (1416 mm)	FC-SL-H-65-BLK/SLV
Custom Width	Variable/Custom Width	SL-H-CUSTOM-BLK/SLV

*Available in Black (BLK) and Silver (SLV)



All designs, plans, ideas & specifications in this drawing remain the entire property of Forecast Consoles Inc. and may not be reproduced or used in any manner without written consent.

(631) 253-9000 or info@forecast-consoles.com

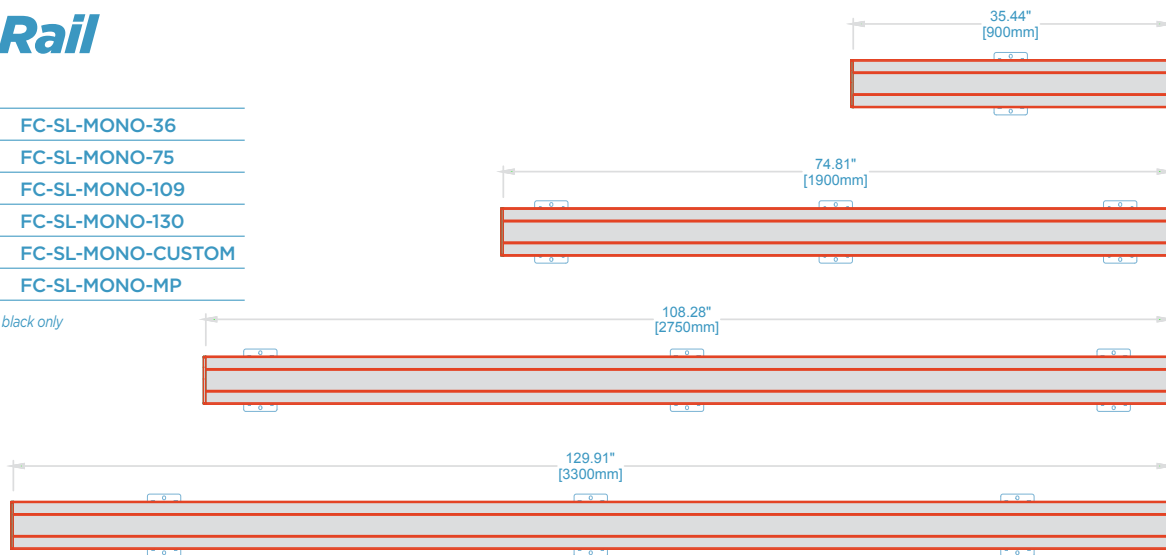


MonoRail

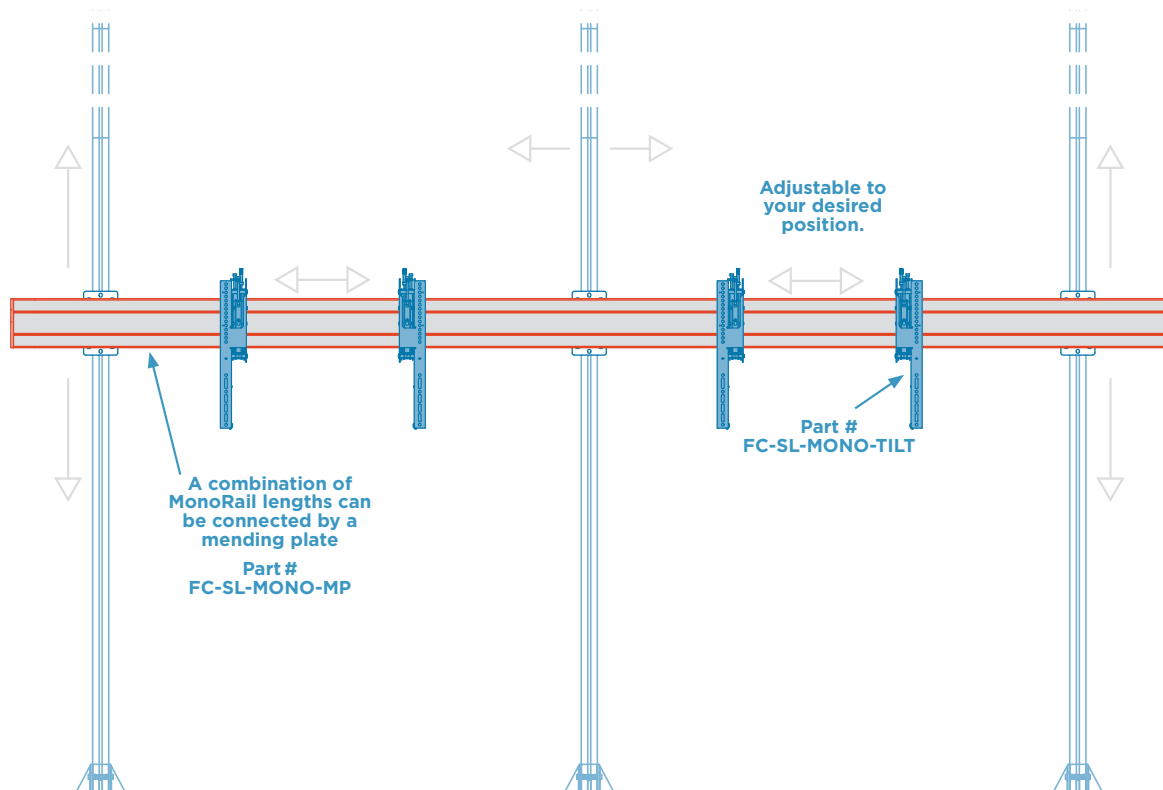
PARTS LIST:

35.44" Wide	FC-SL-MONO-36
74.81" Wide	FC-SL-MONO-75
108.28" Wide	FC-SL-MONO-109
129.91" Wide	FC-SL-MONO-130
Custom Width	FC-SL-MONO-CUSTOM
Mending Plate	FC-SL-MONO-MP

*MonoRail is available in black only



Position the MonoRail anywhere you want on the vertical rail, level and tighten in place.



Sightline™

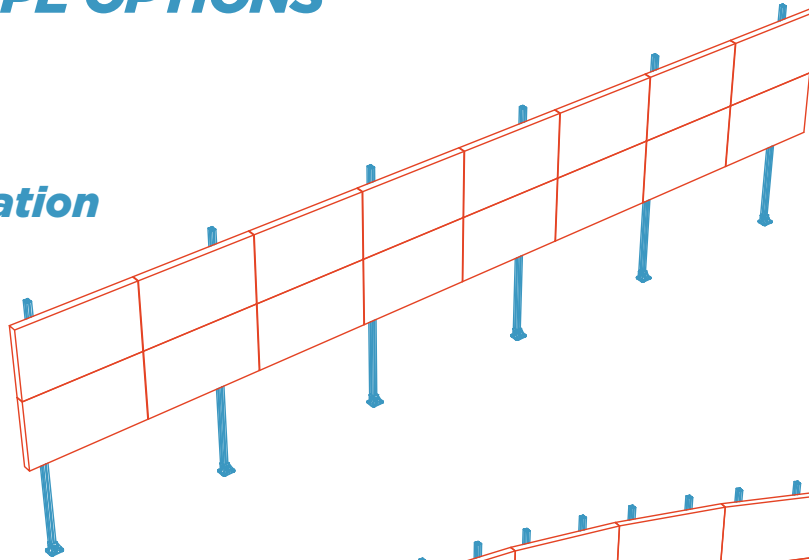
Specs & Configurations



MULTIPLE SHAPE OPTIONS


Straight Configuration

Typical configuration. Can be configured using different vertical supports, installation types and horizontal rails based on your use case, monitor size, and final layout.



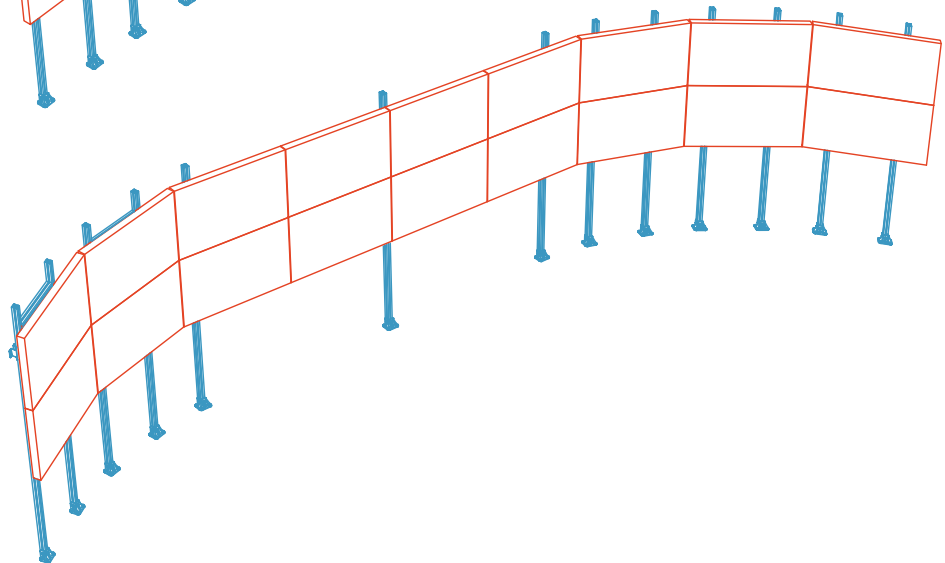
Curved Configuration

Using a combination of outriggers and a ladder style framework each monitor bank is independently supported allowing for a truly freeform design.



Segmented Configuration

A combination of straight and curved configurations.

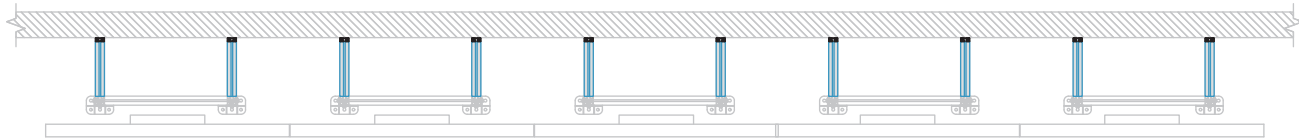


All designs, plans, ideas & specifications in this drawing remain the entire property of Forecast Consoles Inc. and may not be reproduced or used in any manner without written consent.

(631) 253-9000 or info@forecast-consoles.com

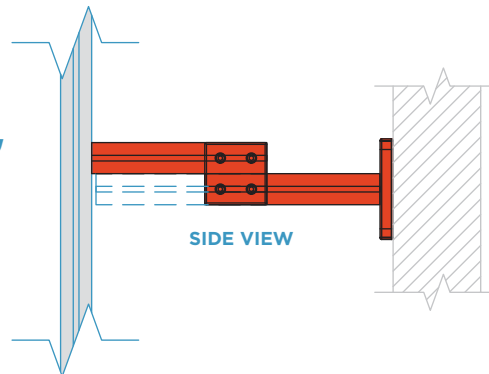
Outrigger Options

STRAIGHT CONFIGURATION



TOP VIEW

**Straight
“In and Out”
Adjustable
Outrigger**

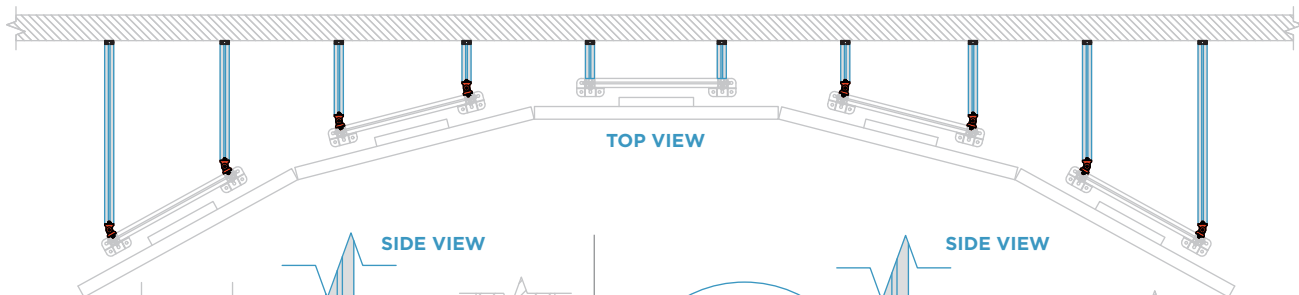


SIDE VIEW

FC-SL-OR-STRAIGHT-XX

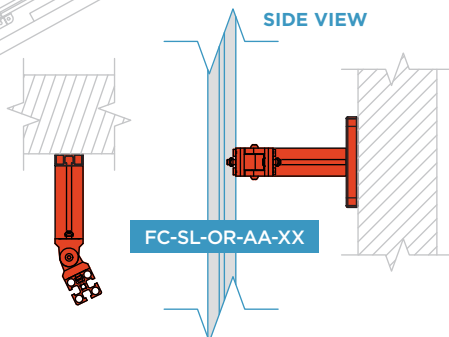
**All Outrigger styles are available as a custom support solution up to 48" long. Actual type, configuration and length will be based on the final design.*

CURVED CONFIGURATION



TOP VIEW

TOP VIEW

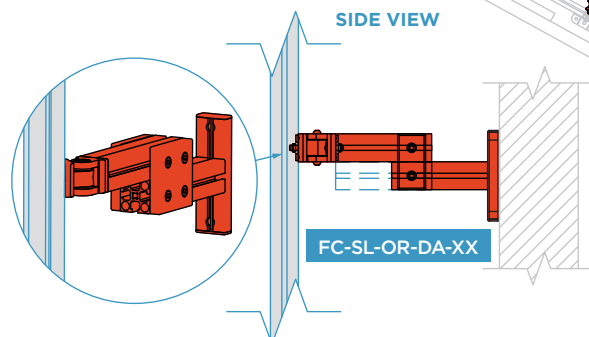


SIDE VIEW

FC-SL-OR-AA-XX

**Angle Adjustable
Outrigger**

(Angle Left and Right)
Variable lengths up to 48" (1219.2mm)



SIDE VIEW

FC-SL-OR-DA-XX

Dual Action Outrigger

(Straight; In & Out and Angle; Left & Right)
Variable lengths up to 48" (1219.2mm)

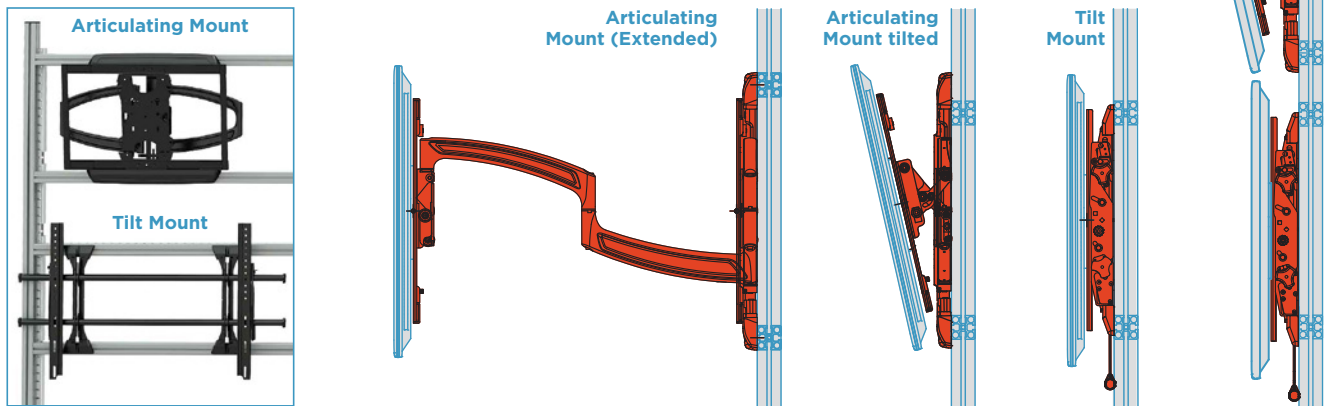
Sightline™

Specs & Configurations



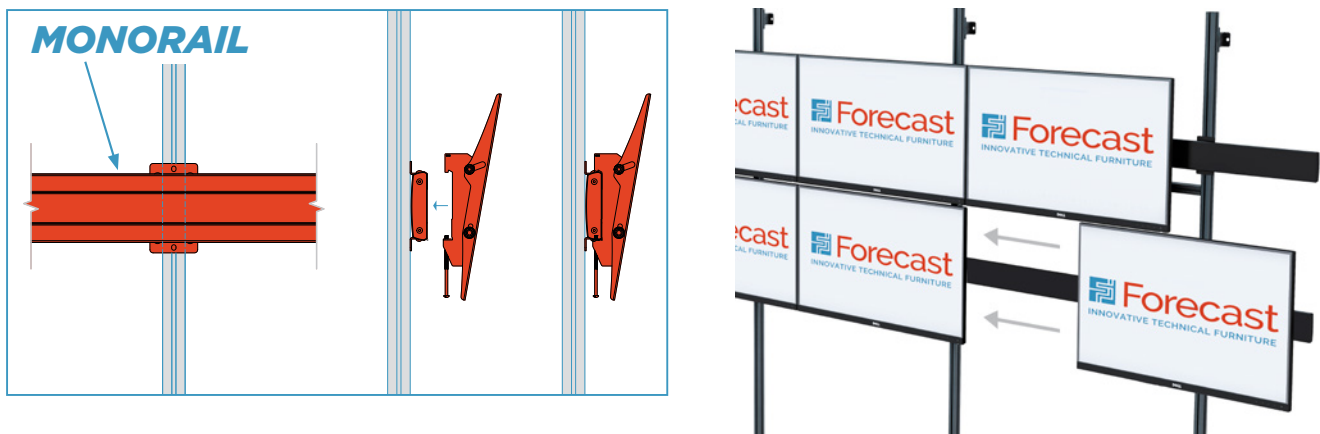
QuickRail Monitor Mounting

QuickRails are designed as a universal mounting platform, compatible with almost any monitor mount. We stock two mount types, standard tilt and fully articulating.



MonoRail Monitor Mounting

MonoRail is designed specifically for video wall mounts. They offer a full range of post installation adjustments ensuring a seamless bezel to bezel installation. The mounts can slide horizontally across the full width of the rail and come with a quick release for easy removal and maintenance.



All designs, plans, ideas & specifications in this drawing remain the entire property of Forecast Consoles Inc. and may not be reproduced or used in any manner without written consent.


(631) 253-9000 or info@forecast-consoles.com



Sightline Accessories

Sightline offers a wide variety of mounting accessories.

- ❶ **Monitors** – Fully Articulating, Tilt and Video Wall mounts.
- ❷ **Speakers** – Articulating Arms with platforms or mounting plates.
- ❸ **Clock and Rack Gear** – Custom mounting solutions.
- ❹ **Soundproof Fascia Cladding** – To reduce ambient sound and hide wiring.
- ❺ **Power Distribution Unit** – For localized power distribution.





MasterVision™

*Low-Profile Production &
Monitoring Console System*



Sightline™

*Configurable Monitor
Wall System*



GCX-Chassis™

*Modular Desk System for
One or More Operators*

For more information: **(800) 735-2070** or **info@forecast-consoles.com**

All designs, plans, ideas & specifications in this drawing remain the entire property of Forecast Consoles Inc. and may not be reproduced or used in any manner without written consent.

*Prices upon request